

Regional Investment Profile



Battle River Alliance
for
Economic Development



Submitted to Allan Walkey, BRAED Manager
by
Clear Solutions Marketing and Development Services
March 23, 2004

TABLE OF CONTENTS



1. BRAED's Community Members..... 1



2. Situation Analysis..... 2

3. Statistics 4
 Population Demographics 4
 Family and Household Incomes 5
 Family Expenditures 7
 Education and Post-Secondary Qualifications 8
 Population with Post-Secondary Qualifications 9



4. Economic Base and Key Industry Sectors 11
 Labour Force..... 11
 Salaries and Wages..... 12
 Statutory Benefit Costs 18



5. Land and Buildings: Availability and Costs 19
 Building Permit Values 19
 Housing Starts..... 19
 Private Dwellings by Period of Construction 20
 Taxation 20



6. Quality of Life 21
 Health Care..... 21
 Emergency Services (Fire and Ambulance)..... 22
 Policing 22
 Educational Assets..... 22
 Recreation and Tourism..... 24



7. Regional Infrastructure 25
 Air Service..... 25
 Highways 25
 Bus Service 25
 Railways..... 25
 Trucking/Freight Moving/Courier 25
 Telecommunications 25
 Utilities..... 26
 Water and Waste Water 26



8. Key Contacts 27
 Business Development and Investment..... 27
 Federal and Provincial Representatives..... 27

BRAED's COMMUNITY MEMBERS

(as of January 2004)

Name	Type	County or Municipal District	Census Division
Alliance	Village	Flagstaff County	No. 7 Stettler
Bashaw	Town	Camrose County	No. 10 Camrose-Lloydminster
Bawlf	Village	Camrose County	No. 10 Camrose-Lloydminster
Beaver	County	Beaver County	No. 10 Camrose-Lloydminster
Camrose	City	Camrose County	No. 7 Stettler
Camrose	County	Camrose County	No. 10 Camrose-Lloydminster
Chauvin	Village	Wainwright M.D.	No. 7 Stettler
Daysland	Town	Flagstaff County	No. 7 Stettler
Edberg	Village	Camrose County	No. 7 Stettler
Flagstaff	County	Flagstaff County	No. 7 Stettler
Forestburg	Village	Flagstaff County	No. 7 Stettler
Galahad	Village	Flagstaff County	No. 7 Stettler
Hardisty	Town	Flagstaff County	No. 7 Stettler
Holden	Village	Beaver County	No. 10 Camrose-Lloydminster
Irma	Village	Wainwright M.D.	No. 7 Stettler
Killam	Town	Flagstaff County	No. 7 Stettler
Lougheed	Village	Flagstaff County	No. 7 Stettler
Millet	Town	Wetaskiwin County	No. 11 Edmonton
Provost	M.D.	Provost M.D.	No. 7 Stettler
Provost	Town	Provost M.D.	No. 7 Stettler
Rosalind	Village	Camrose County	No. 10 Camrose-Lloydminster
Ryley	Village	Beaver County	No. 10 Camrose-Lloydminster
Strome	Village	Flagstaff County	No. 7 Stettler
Tofield	Town	Beaver County	No. 10 Camrose-Lloydminster
Viking	Town	Beaver County	No. 10 Camrose-Lloydminster
Wainwright	M.D.	Wainwright M.D.	No. 7 Stettler
Wainwright	Town	Wainwright M.D.	No. 7 Stettler

SITUATION ANALYSIS

The Battle River Alliance for Economic Development (BRAED) is made up of twenty-seven member communities that work cooperatively and voluntarily to address community economic development issues from a regional perspective. BRAED's members are situated as far west as Millet, which is located on Highway 2A between Wetaskiwin and Leduc, and as far east as Chauvin, near the Alberta-Saskatchewan border; they are situated as far north as Tofield, on the south end of Beaverhill Lake, and as far south as Alliance, which is near the intersection of Highway 36 and the Battle River.

In terms of size, BRAED's member communities are diverse in many ways. The City of Camrose has the largest population at 14,854 while the Village of Edberg has the smallest population at 150 (2001 Census). The largest member county or municipal district (MD) in geographical size is the M.D. of Wainwright at 4,155 square kilometres. The smallest village is Edberg at less than one square kilometre.

BRAED's smaller communities are facing the greatest population decline. By comparing 2001 census figures with those of 1996, we see that the Village of Alliance shrunk by twenty-two per cent while the Villages of Lougheed, Galahad, Hardisty and Irma declined by eight to ten per cent. The Town of Daysland grew the most (fifteen per cent), followed by the Village of Edberg at ten per cent; however it should be noted that in a community of less than 300 people (i.e. Lougheed, Galahad, Rosalind) a gain or loss of only fifteen residents can be significant.

Like the rest of Canada, the people of BRAED are seeing rapid growth in their seniors' population. In the region, 10,450 people, or 18.76% of the total population, are over the age of sixty-five years. In addition, 15,305 people (27.47%) are under the age of nineteen years. This creates opportunities and challenges for the so-called sandwich generation – the 30,695 people (55.09%) aged twenty to sixty-four who must care for their children and their elders.

One economic driver is common to all BRAED's member communities – agriculture. The effects of the drought and the BSE (bovine spongiform encephalopathy) crisis have registered with each community to some degree although many communities have been cushioned by other business sectors such as mining, oil and gas, construction, and retail services. Still, if BRAED is to overcome the current agriculture downturn, it will need to show leadership by encouraging its producers to change the way they think about their business.

Some of BRAED's members have been proactive in their efforts to stimulate their own economies through such initiatives as municipally-driven housing construction. Some economic bonuses have come from mundane sources: communities with gravel pit operations, for example, are benefiting from current upturns in this market. It should also be noted that gravel operations account for much of the recorded mining activity in the region. All communities throughout the region are struggling with rising utility costs and downloading of services by the provincial government. Other proactive, innovative efforts have been initiated in the tourism sector and these should be further facilitated and encouraged.

Despite current challenges, the BRAED communities are both resilient and optimistic. They are

populated by people who are, in some cases, fourth generation residents. Rooted in the land, these people choose to live in this region because they are truly part of it, and it of them. They are a stable, non-migratory, hard-working population with realistic dreams – to maintain a healthy, comfortable life for themselves, their elders and their children. Although each BRAED member would no-doubt appreciate the arrival of new industry on their doorstep, when asked for wish-list items for their communities, administrators expressed everyday needs such as convenience stores, grocery stores, hair salons and barbers, mechanics and electricians. These businesses and services would provide greater comfort for residents and a sense of wholeness for the community.

This Regional Investment Profile is intended to provide information for two applications: business/resident retention and expansion, and business, resident and investment attraction. Not only will it serve BRAED's secondary market (targetted markets outside the region), it can be used for the primary market (existing residents and member communities) as a tool to generate increased awareness and pride-of-ownership in those who already live and work in the region. By selling the people of BRAED on their own region, the alliance will develop an invested, credible sales force that will promote the area to friends, family, business associates and others.

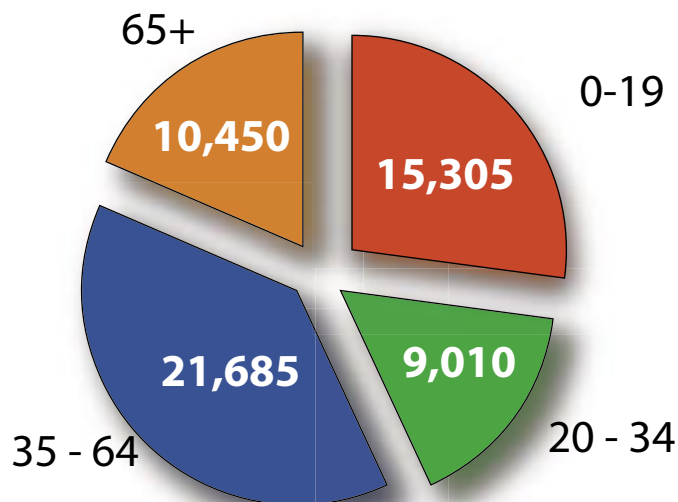
STATISTICS

Population Demographics

The member communities of the BRAED Region (excluding the Town of Millet) have a combined population of 55,715 people. During the 1996 to 2001 period, the population in the region increased by just 1.06%, compared to the overall provincial increase of 10.3%. Among BRAED's member communities, there was an average population decline of 1.88% however some member communities saw growth of as much as 15%, while others declined by as much as 22%.

POPULATION

by age and number of people



Age breakdowns indicate that 27.47% of BRAED's population is under 20 years of age while 18.76% of residents are seniors aged 65 years or more. The substantial workforce, ages 20 to 64 inclusive, sits at 55.09% of BRAED's total population.

Family and Household Income

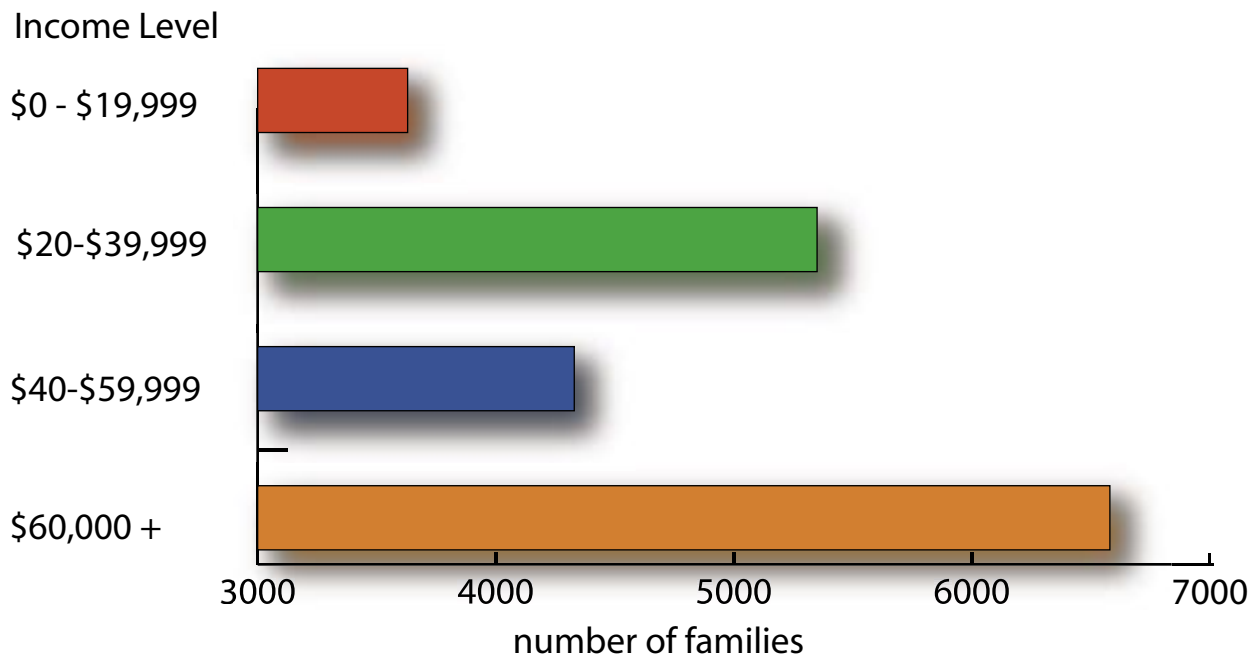
Note: Households are defined as being composed of a person or group of persons who co-reside in one dwelling, as opposed to a family, which is a married or common-law couple, or a lone parent with a child or youth under the age of 25.

The total number of families in the BRAED region decreased slightly from 12,660 to 12,575 in a five-year period. Average family incomes are lower among BRAED communities than the rest of the province. The provincial average family income sits at \$71,399 while the BRAED average is \$57,265. There are 1,165 families in the region living on income of less than \$19,999 per year. The greatest number of these families live in the City of Camrose (365), the County of Camrose (135), and the Town of Wainwright (115). The highest average family income is found in Flagstaff County (\$66,387); the lowest is the Village of Ryley (\$40,290). The City of Camrose has the most families with income of \$60,000 or more (1,055). Note: We were unable to access data for eight communities.

BRAED Total Families 1996	BRAED Total Families 2001	BRAED Average Family Income 1996	BRAED Average Family Income 2001	Alberta Average Family Income 2001
12,660	12,575	\$50,421.53	\$57,265.06	\$71,399.00

FAMILY INCOME

of families

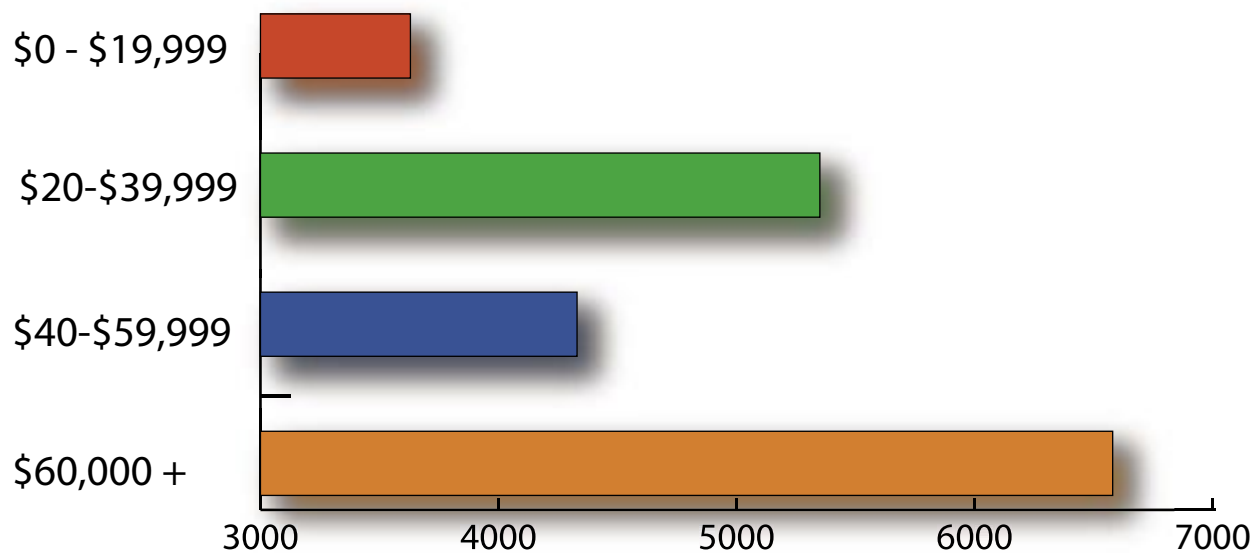


The total number of households in the BRAED region increased from 18,965 in 1996 to 19,910 in 2001. Average household incomes have increased from \$43,002 in 1996 to \$49,905 in 2001, compared with the provincial average of \$64,199. There are 3,630 households subsisting on less than \$19,999 per year with the largest number of these located in the City of Camrose (1,345), followed by the Town of Wainwright (385) and the County of Camrose (360). In the City of Camrose, low household incomes can be attributed, in part, to the high number of people employed in retail sales/services (2,045), which is the largest occupational grouping in the community. It should be noted that the total population of the County of Camrose sits at approximately 49% of the City's yet only 14.04% of households sit at less than \$19,999 annually compared with 21.96% of households in the City of Camrose. The City of Camrose leads both extreme ends of the scale as it also has the highest number of households with income of \$60,000 or more (1790), followed by the County of Camrose (835). (See Table Two, Sheet Two)

BRAED Total Households 1996	BRAED Total Households 2001	BRAED Average Household Income 1996	BRAED Average Household Income 2001	Alberta Average Household Income 2000
18,965	19,910	\$43,002.24	\$49,905.06	\$64,199.00

HOUSEHOLD INCOME

number of households

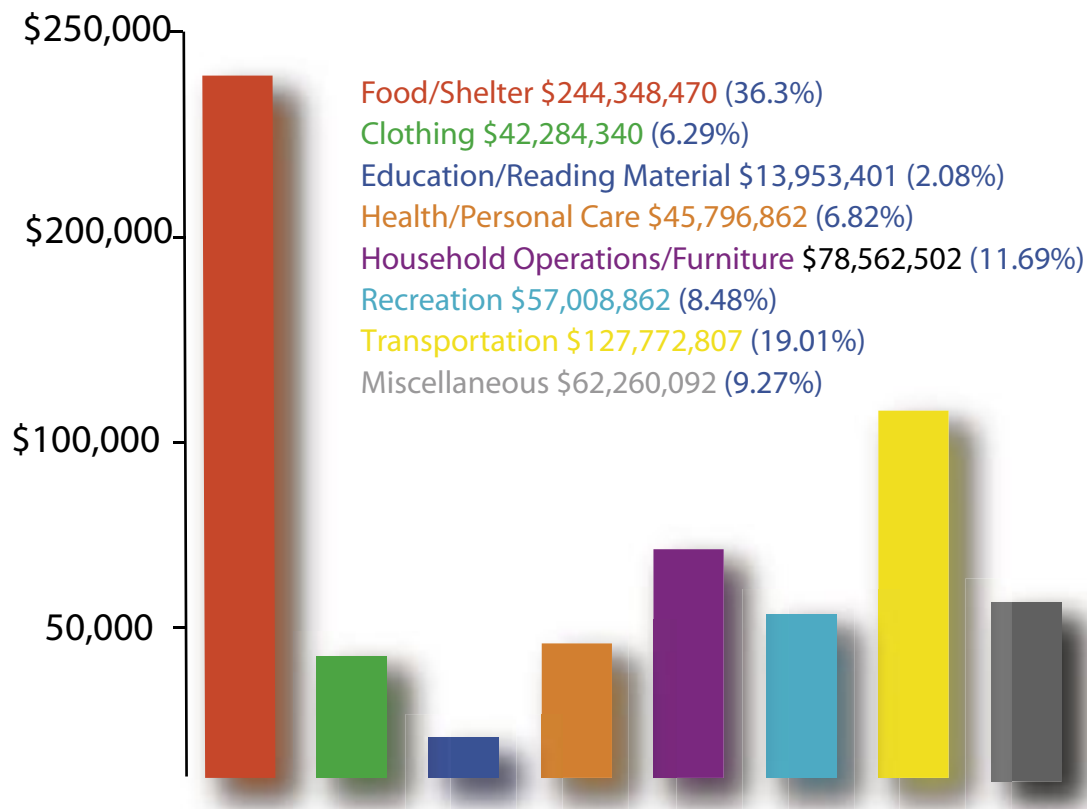


Family Expenditures

The only data available is from Statistics Canada's "Family Expenditure Survey (1996)". However, in 1997 StatsCan changed its methodology for collecting this data and conducted "The Survey of Household Spending". The data from the 1996 survey is no longer available. BRAED family expenditure data was accessed through AlbertaFirst.com, which provides these statistics by community and by region, but does not provide them for the province as a whole. Therefore, the statistics have been collated without comparison to the rest of the province. Also, in December 2003 Statistics Canada released the results compiled from the latest survey of household spending. These results will not be available to the public without cost for approximately two years.

FAMILY EXPENDITURES 1996

total \$671,987,336

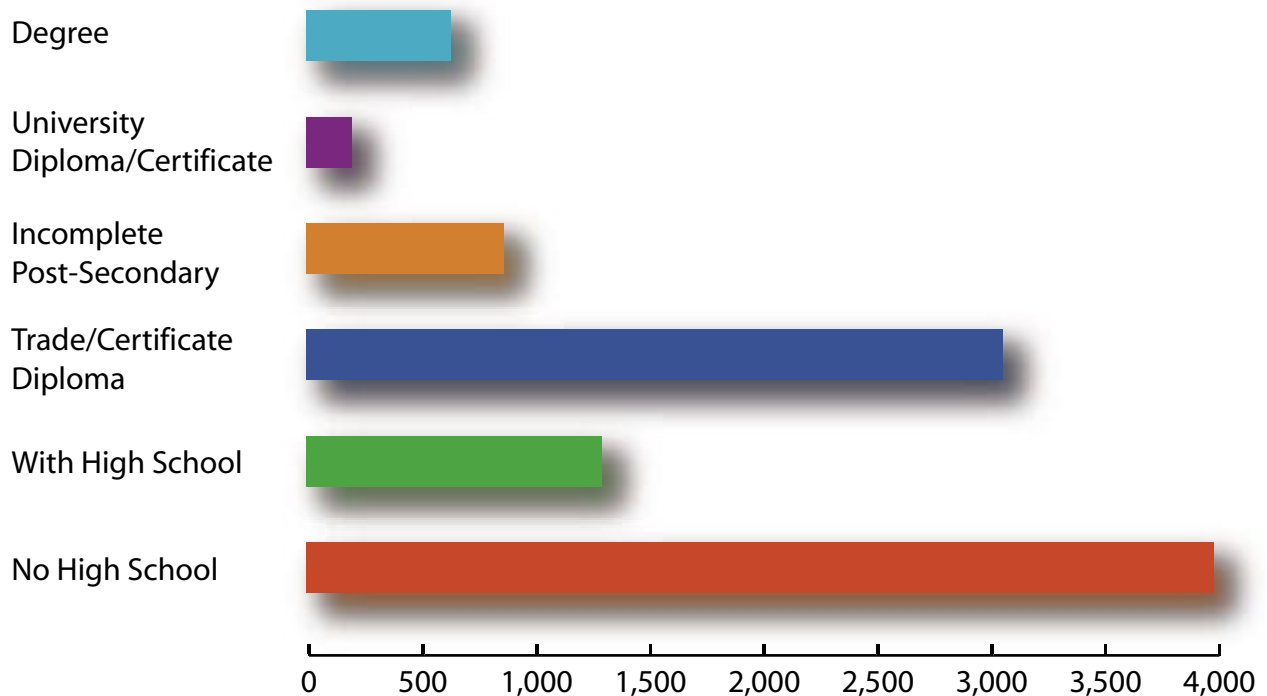


Education and Post-Secondary Qualifications

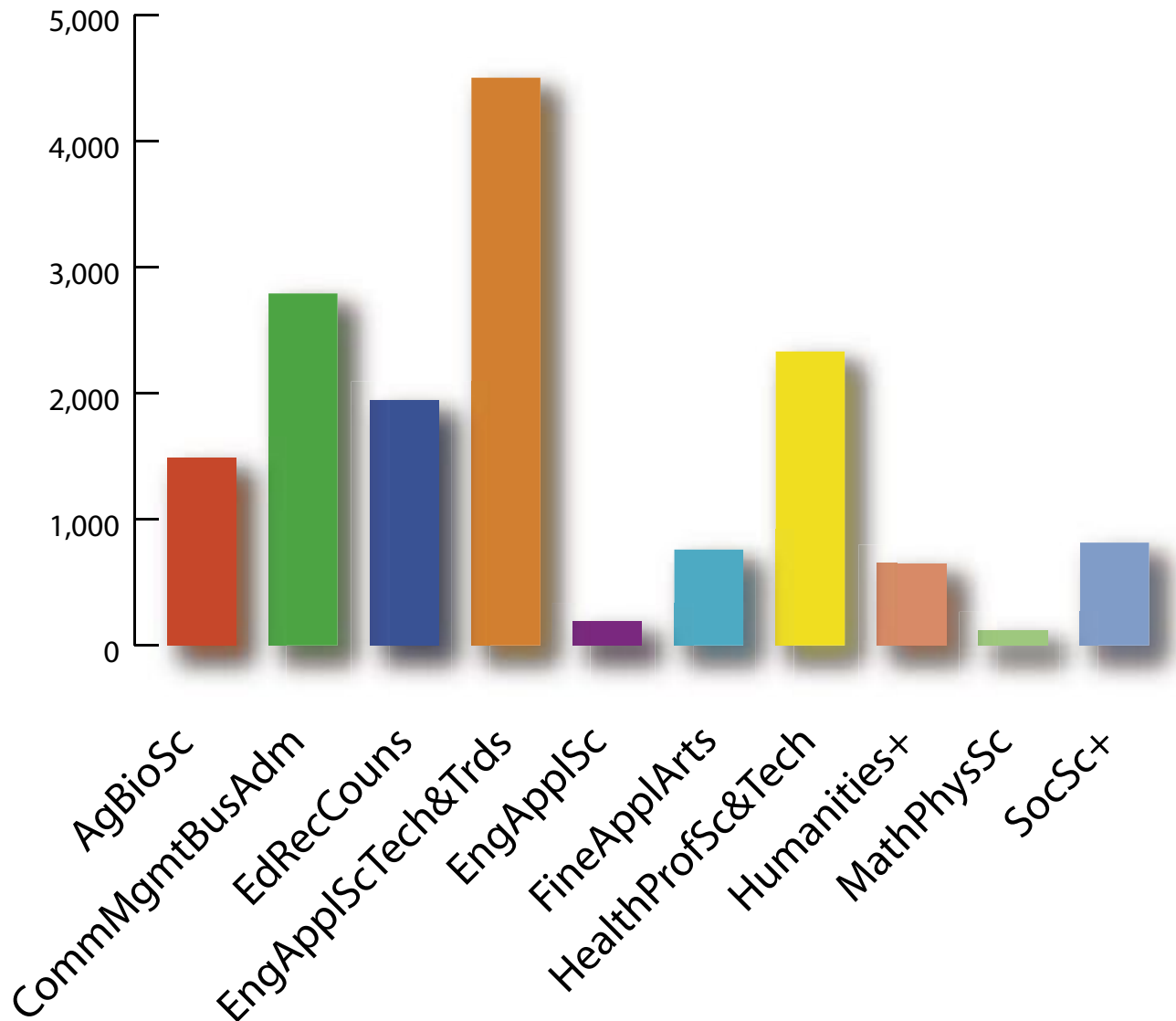
The levels of education in the BRAED communities indicate substantial challenges and opportunities for the region. 34% of adults 20 years of age or older do not hold a high school diploma. In the individual communities, this figure ranges from a low of 15.15% to a high of 68.52% but the average number of adults without high school diplomas, per community, is 39.87%. It should be noted that these figures are somewhat skewed by the number of adults over the age of 65 however, breakdowns regarding the education levels of senior citizens were not available. By contrast, the number of adults whose highest level of education is a high school diploma stands at 12.89%; 1.96% hold university diplomas or certificates, and 7.6% hold degrees. The highest number of degrees are held by those in the engineering, applied science technologies and trades at 4,500 persons (31.6% of population, followed by commerce, management and business administration at 2,790 persons (20.08% of population, and health profession, sciences and technology at 2,330 persons (17.04% of population). (See Table 4, Sheets One to Three)

EDUCATION

highest level for 20+ years of age



POPULATION WITH POST-SECONDARY QUALIFICATIONS



Learning professionals in the region attribute the low rate of high school completion to several factors. In some cases, youth have quit school to assist parents in running the family farm. In other instances, well-paying jobs in the oil patch and other industries have lured students away from school. Given the number of adults without high school diplomas, it could be assumed that there is a great demand for academic upgrading in the region; in fact, the program offered through Augustana University-College has a steady clientele but has never run at capacity, according to the program administrator. She finds that 90% of applicants require funding, which she can assist them in accessing, but the socio-economic barriers of addiction and poverty prevent many prospects from completing the application process. By contrast, the upgrading program coordinator in Killam has identified a huge need for an adult upgrading centre in the region and she suggests that it would be successful if it were operated like an alternative school such as the Phoenix School in Sedgewick. She says teachers and facilities are available in her area but funds for teaching wages and supplies are needed. The situation in the Provost area is similar to that of Camrose; the upgrading program in Provost does not operate at capacity however the need for increased learning in the area has been identified. Both the Camrose and Killam program coordinators believe that academic upgrading can lead to population retention in the region.

There may also be a correlation between the region's education levels and low family expenditures on education and reading materials at just 2% (See Table Three, Sheet One). However, it should be noted that many of BRAED's smaller communities have gone to great effort to maintain local libraries for their residents.

The largest educational category shown above, Engineering/Applied Science Technology and Trades, encompasses many occupations.

- Architectural technology including drafting
- Building technology including shipbuilding, construction electrical, drywall/plastering, heat/insulation, interior finishing, masonry, plumbing, welding, woodworking Chemical technology including biotechnology, plastics and textiles
- Data processing and computer technologies including data entry, computer programming, microcomputer and information systems
- Electronic and electrical technology including radar, radio, television, telecommunications
- Environmental and conservation technology including water treatment, forest conservation, renewable resources, fish and wildlife
- General and civil engineering technology including construction, drafting, instrumentation, non-plumbing piping, surveying
- Industrial engineering technology including millwright, air conditioning and refrigeration, clothing/fabric, machinist, pattern making, sewing, sheet metal, tool and die
- Mechanical engineering technology including aircraft/aviation/avionics, agricultural mechanics, aircraft maintenance, automobile maintenance, heavy equipment, marine mechanics, office/business machine technology, small engine repair, power/stationary engineering
- Primary resource industrial processing including forest products, mining, petroleum, water well drilling
- Transportation technology including air transportation, marine navigation, motor transportation (commercial, public, driving instructor), rail transportation

ECONOMIC BASE AND KEY INDUSTRY SECTORS

The region's economic base is mainly composed of agriculture, gas extraction and processing, retail and business services, and mining. For a listing of current projects in the region, please consult the Inventory of Alberta Regional Projects at www.alberta-canada.com/statpub/rpindex.cfm.

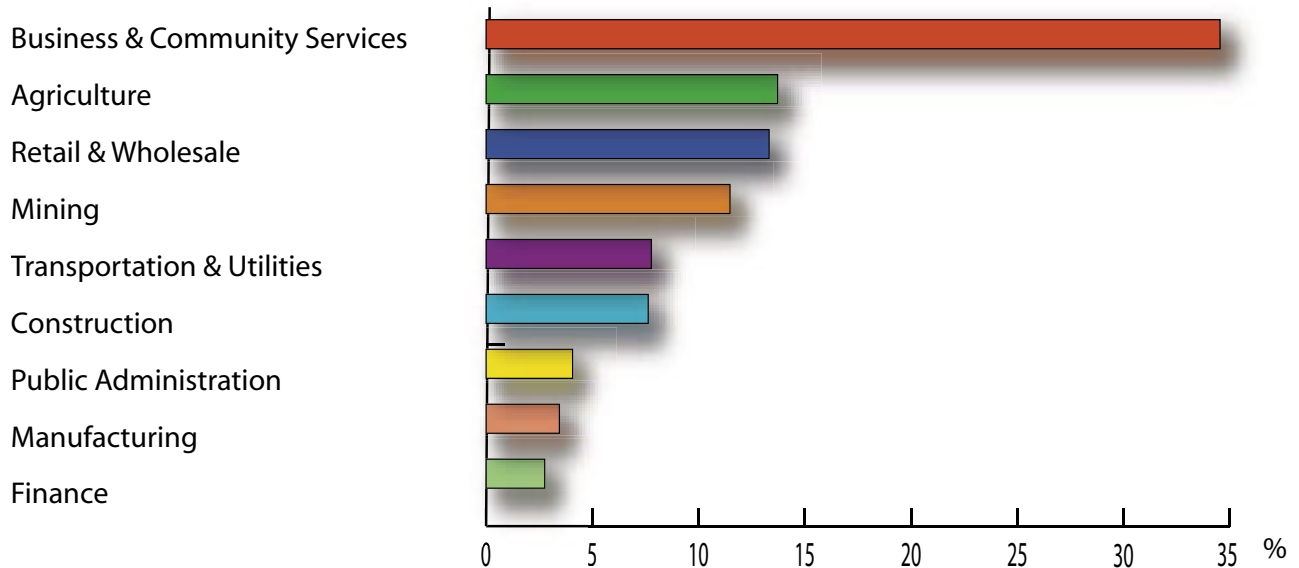
Labour Force

BRAED's active labour force accounts for 53.96% of the total population. Labour force participation rates in the individual member communities vary from 25% to 86% although the average is 59.58%, compared with Alberta's 73.4%. Unemployment levels sit below the provincial rate of 5.0% at 4.8%.

(Sources: Statistics Canada January 2004 Economic Indicators and 2001 Census)

BRAED's labour force statistics, by major industry division, are provided below.

LABOUR FORCE BY MAJOR INDUSTRY DIVISION



Salaries and Wages

The following statistics provided for Average Hourly Wages by Major Industry, Average Annual Salaries by Major Industry, Average Annual Salaries by Occupation Groups, and Average Hourly Wages by Selected Occupation Group were sourced from the Investment Profiles in Albertafirst.com. Comparative figures for Alberta were not available.

Average Hourly Wages by Major Industry

Only a few of BRAED's communities were included by Statistics Canada in this category, therefore we have provided ranges for the region, rather than averages or medians. Where only one BRAED community was included, the single wage is displayed.

INDUSTRY CLASSIFICATIONS	BRAED	ALBERTA
Accommodation and Food Services	\$ 7.44 - \$11.46	\$ 9.55
Agriculture, Forestry, Fishing, Hunting*	\$18.68	See note below*
Arts, Entertainment and Recreation	\$12.70	
Construction	\$13.08 - \$19.84	\$18.58
Educational Services	\$18.39 - \$26.76	\$20.23
Finance, Insurance, Real Estate, Leasing	\$19.43 - \$21.30	\$17.70
Health Care and Social Assistance	\$12.48 - \$20.95	\$17.29
Information and Cultural Industries	\$11.06 - \$18.11	\$16.05
Management, Administrative and Other Support Services	\$12.90	
Manufacturing	\$12.18 - \$21.87	\$17.85
Oil and Gas Extraction, Mining	\$14.00 - \$34.86	See note below*
Other Services (except Public Administration)	\$13.92	\$21.10
Professional, Scientific and Technical Services	\$17.56 - \$20.89	\$21.85
Public Administration	\$10.25 - \$20.50	\$21.10
Retail Trade	\$ 9.27 - \$17.52	See note below*
Transportation and Warehousing	\$ 9.47 - \$20.22	\$17.87
Utilities	\$21.80	\$24.33
Wholesale Trade	\$13.73	See note below*

* Data for the province is aggregated differently. Average employee wages by industry for these categories are provided below.

Agriculture \$11.61
 Forestry, Fishing, Mining and Oil & Gas \$23.10
 Trade (no distinction between retail and wholesale) \$13.74

Sources: Albertafirst.com and Alberta Economic Development

The comparison of BRAED's industry wage ranges to provincial averages shows that the region is competitive with the rest of the province except in the following industries: Other Services; Professional, Scientific and Technical Services; Public Administration; and Utilities. These wage differences may have to do with the size of the communities in BRAED and their capacity to pay competitive wages.

Average Annual Salaries by Major Industry

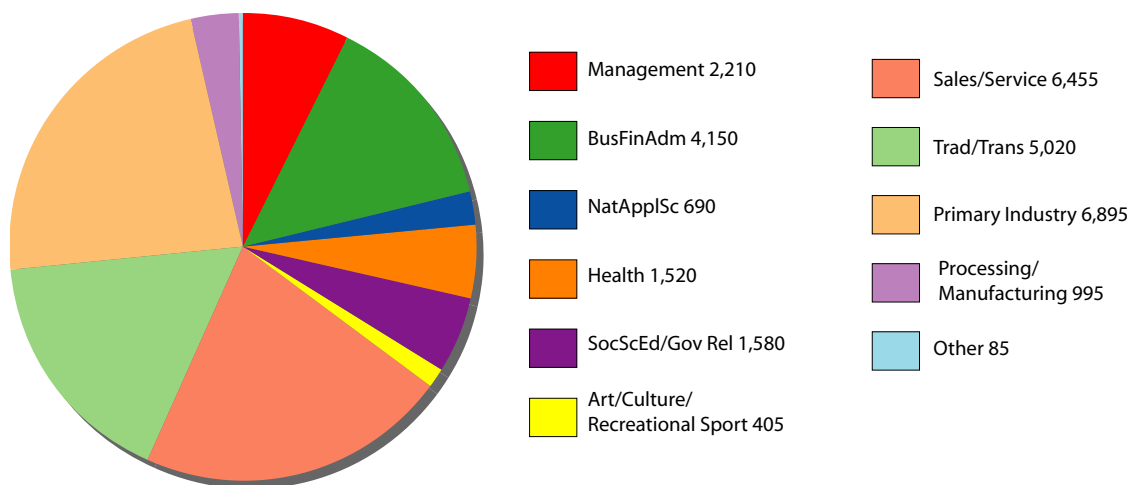
Only a few of BRAED's communities were included by Statistics Canada in this category, therefore we have provided ranges for the region, rather than averages or medians. Where only one BRAED community was included, the single salary is displayed. Provincial data could not be accessed for comparison.

INDUSTRY CLASSIFICATIONS	BRAED ONLY
Accommodation and Food Services	\$13,833.44 - \$22,176.24
Agriculture, Forestry, Fishing, Hunting	\$39,418.68
Arts, Entertainment and Recreation	\$25,143.10
Construction	\$20,400.00 - \$45,418.15
Educational Services	\$34,913.37 - \$53,989.80
Finance, Insurance, Real Estate, Leasing	\$37,882.03 - \$38,766.74
Health Care and Social Assistance	\$23,361.22 - \$42,707.27
Information and Cultural Industries	\$25,280.00 - \$38,103.33
Management, Administrative and Other Support Services	\$25,151.14
Manufacturing	\$26,928.00 - \$45,393.04
Oil and Gas Extraction, Mining	\$39,154.39 - \$69,886.70
Other Services (except Public Administration)	\$27,834.67
Professional, Scientific and Technical Services	\$35,652.90 - \$44,905.44
Public Administration	\$19,825.00 - \$42,458.23
Retail Trade	\$19,324.00 - \$36,934.63
Transportation and Warehousing	\$20,678.88 - \$42,236.75
Utilities	\$48,500.00
Wholesale Trade	\$28,611.14

Occupation Groups

The largest single major occupational group in the BRAED region's labour force of 30,065 is primary industry (crop and animal production, oil and gas extraction, mining) at 23%, followed closely by sales and service occupations at 21.5%. Business, finance and administration make up 14%, followed by management occupations at 7%. (See BRAED Table One, Sheet Three)

MAJOR OCCUPATIONAL GROUPS by workers



Average Annual Salaries by Occupation Groups

Because only a few of BRAED’s communities were included by Albertafirst.com in this category, we have provided ranges for the region, rather than averages or medians. Where only one BRAED community was included, the single salary is displayed. Provincial data could not be accessed for comparison.

OCCUPATIONAL CLASSIFICATIONS	BRAED ONLY
Assisting Occupations in Support of Health Services	\$28,190.67 - \$44,453.76
Clerical Occupations	\$20,000.00 - \$41,450.00
Elemental Sales and Service Occupations	\$13,265.20 - \$29,783.21
Intermediate Occupations in Primary Industry	\$40,560.00 - \$52,021.67
Intermediate Occupations in Transport, Equipment Operation, Installation and Maintenance	\$35,100.00 - \$61,678.31
Intermediate Sales and Service Occupations	\$10,948.00 - \$32,068.70
Labourers in Primary Industry	\$34,364.00 - \$55,770.00
Labourers in Processing, Manufacturing and Utilities	\$23,018.67 - \$36,000.00
Middle and Other Management Occupations	\$24,803.56 - \$162,666.67
Processing, Manufacturing and Utilities Supervisors and Skilled Operators	\$44,000.00 - \$52,000.00
Processing and Manufacturing Machine Operators and Assemblers	\$23,225.09 - \$32,068.25
Paraprofessional Occupations in Law, Social Services, Education and Religion	\$23,270.09 - \$24,748.53
Professional Occupations in Arts/Culture	\$26,400.00 - \$36,000.00
Professional Occupations in Business and Finance	\$34,855.20 - \$35,543.12
Professional Occupations in Health	\$57,704.00 - 73,632.00
Professional Occupations in Natural and Applied Sciences	\$38,242.00 - \$51,425.00
Professional Occupations in Social Sciences, Education, Government Service and Religion	\$35,366.75 - \$38,043.20
Senior Management Occupations	\$27,300.00 - \$56,431.60
Skilled Administrative and Business Occupations	\$20,400.00 - \$36,644.65
Skilled Occupations in Primary Industry	\$32,175.00 - \$76,687.55
Skilled Sales and Service Occupations	\$14,340.08 - \$31,839.00
Technical and Skilled Occupations in Art, Culture, Recreation and Sport	\$20,800.00 - \$30,012.45
Technical and Skilled Occupations in Health	\$37,193.52 - \$45,154.01
Technical Occupations Related to Natural and Applied Sciences	\$37,417.63 - \$58,240.00
Trades Helpers, Construction Labourers and Related Occupations	\$17,721.60 - \$36,140.00
Trades and Skilled Transport and Equipment Operators	\$38,171.27 - \$55,526.67

Average Hourly Wages by Selected Occupation Group

Because only a few of BRAED's communities were included by Albertafirst.com in this category, we have provided ranges for the region, rather than averages or medians. Where only one BRAED community was included, the single wage is displayed. Provincial data is aggregated differently than regional data, therefore averages are available for only some of the occupation groups.

OCCUPATIONAL CLASSIFICATIONS	BRAED	ALBERTA
Assisting Occupations in Support of Health Services	\$12.95 - \$21.92	
Clerical Occupations	\$ 8.21 - \$19.93	\$13.87
Elemental Sales and Service Occupations	\$ 6.50 - \$14.69	
Intermediate Occupations in Primary Industry	\$13.00 - \$19.87	
Intermediate Occupations in Transport, Equipment Operation, Installation and Maintenance	\$15.00 - \$22.94	
Intermediate Sales and Service Occupations	\$ 6.30 - \$15.84	
Labourers in Primary Industry	\$11.34 - \$22.51	
Labourers in Processing, Manufacturing and Utilities	\$10.33 - \$15.73	\$12.16
Middle and Other Management Occupations	\$11.98 - \$88.07	
Processing, Manufacturing and Utilities Supervisors and Skilled Operators	\$21.15 - \$25.00	
Processing and Manufacturing Machine Operators and Assemblers	\$11.11 - \$14.57	\$17.29
Paraprofessional Occupations in Law, Social Services, Education and Religion	\$11.69 - \$12.71	
Professional Occupations in Arts/Culture	\$11.28 - \$17.69	
Professional Occupations in Business and Finance	\$17.51 - \$17.87	\$24.42
Professional Occupations in Health	\$27.74 - \$35.40	\$24.93
Professional Occupations in Natural and Applied Sciences	\$20.13 - \$24.72	\$25.83
Professional Occupations in Social Sciences, Education, Government Service and Religion	\$17.97 - \$18.29	
Senior Management Occupations	\$14.38 - \$29.50	\$33.04
Skilled Administrative and Business Occupations	\$10.00 - \$17.69	
Skilled Occupations in Primary Industry	\$16.00 - \$27.80	
Skilled Sales and Service Occupations	\$ 7.69 - \$16.48	
Technical and Skilled Occupations in Art, Culture, Recreation and Sport	\$10.00 - \$16.07	\$15.54
Technical and Skilled Occupations in Health	\$18.34 - \$20.79	
Technical Occupations Related to Natural and Applied Sciences	\$16.84 - \$28.00	
Trades Helpers, Construction Labourers and Related Occupations	\$ 8.52 - \$14.62	\$13.25
Trades and Skilled Transport and Equipment Operators	\$17.04 - \$26.09	\$17.04

Sources: Albertafirst.com and Alberta Economic Development

The comparison of BRAED's occupational wage ranges to provincial averages shows that the region is competitive with the rest of the province except in the following occupations: Processing and Manufacturing Machine Operators and Assemblers; Professional Occupations in Business and Finance; Professional Occupations in Natural and Applied Sciences; and Senior Management Occupations. These wage differences may have to do with the size of the communities in BRAED and their capacity to pay competitive wages, as well as the fact that many companies and institutions place their entry-level and junior employees in smaller communities before promoting them to larger centres.

By contrast, the BRAED region leads average provincial wages in the areas of Professional Occupations in Health; and Trades and Skilled Transport and Equipment Operators. The positive comparisons for these two occupations can likely be attributed to the length of time these workers have remained in their fields, meaning that they have achieved high earning levels in their occupations.

Statutory Benefit Costs

The Canadian government administers the Canada Pension Plan and the Employment Insurance Plan; contributions are made on a mandatory basis by both employers and employees.

Employment Insurance	2003	2004
Premium rate per employee	2.1%	1.98%
Maximum insurable earnings	\$39,000	\$39,000
Maximum deduction per employee	\$819	\$772
Canada Pension Plan	2003	2004
Contribution rate	4.95%	4.95%
Maximum pensionable earnings	\$39,900	\$40,500
Basic exemption	\$3,500	\$3,500
Maximum deduction per employee	\$1801.80	\$1831.50

For other business inquiries such as payroll, GST or corporate income tax, call 1-800-959-5525.

LAND AND BUILDINGS: AVAILABILITY AND COSTS

Most municipalities within the BRAED region have residential, industrial and commercial land available, both serviced and unserviced. For details of current listings and availability please consult the Albertafirst.com website.

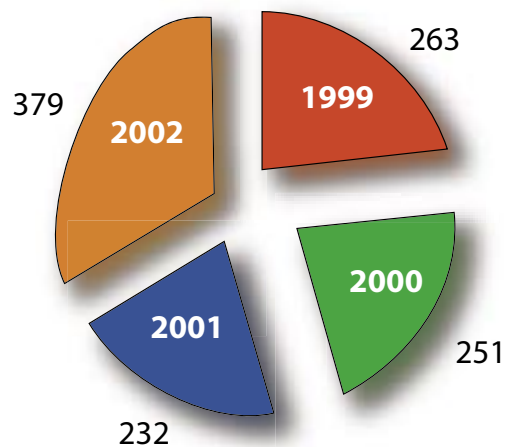
BRAED Building Permits Values

	1999	2000	2001	2002
Commercial	8,815,000	18,079,000	21,386,000	8,942,000
Industrial	3,521,000	1,943,000	9,289,000	2,845,450
Institutional	10,636,000	2,604,000	3,777,000	24,167,640
Residential	26,548,000	22,487,000	25,137,000	47,594,970
Total Values	49,520,000	45,113,000	59,589,000	83,550,060

(See Table Three, Sheets Two and Three)

HOUSING STARTS

total all member communities

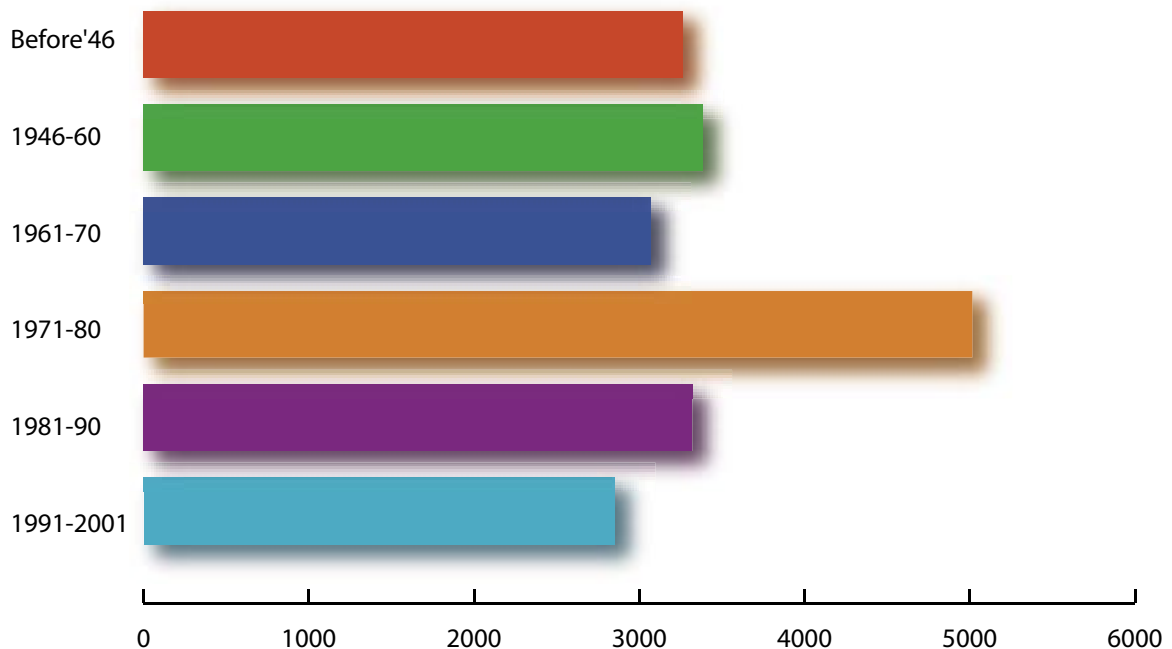


Private Dwellings by Period of Construction

This table shows the number of dwellings constructed in ten-year construction periods in the entire region. The latest period, from 1991 to 2001 shows the least growth in terms of new private dwellings constructed in the BRAED region.

(See BRAED Table Three, Sheet Four)

20,905 DWELLINGS CONSTRUCTED



Taxation

Alberta's tax environment is one of the most positive in North America.

- Alberta has not provincial retail sales tax.
- Alberta does not have provincial capital or payroll taxes.
- As of April 1, 2004, Alberta's small business tax rate will fall to just 3% and the small business threshold (the amount of income eligible for the small business tax rate) will increase to \$400,000.
- As of June 18, 2003, Alberta's combined federal/provincial corporate income tax rate is 17.12% for small businesses, 34.62% for large manufacturers and processors, and 36.62% for general businesses.
- As of January 1, 2001, the province adopted a new single rate of tax on personal income of 10%.

For the taxation rates of BRAED's member municipalities, please go to the Community Profiles section at www.albertafirst.com and reference the individual community listings.

QUALITY OF LIFE

Health Care

The East Central Health Region (ECHR) services all BRAED member communities in the Counties of Beaver, Camrose and Flagstaff and in the Municipal Districts of Provost and Wainwright. The Town of Millet is served through the David Thompson Health Region (www.dthr.ab.ca).

The ECHR provides services through a number of facilities. For further details go to www.eastcentralhealth.com. Inquiries can be made by calling toll free 1-888-608-1516 or e-mailing to information@eastcentralhealth.com

Health Centres/Hospital (acute and/or continuing care services)

Town of Bashaw	City of Camrose
Town of Daysland	Village of Galahad
Town of Hardisty	Town of Killam
Town of Provost	Town of Tofield
Town of Viking	Town of Wainwright

Community Health Service Offices (home care, public health, rehab offices)

Town of Bashaw	City of Camrose
Town of Provost	Town of Tofield
Town of Viking	Town of Wainwright

Community Mental Health Clinics

City of Camrose (Adult program, children's program)	
Town of Hardisty	Town of Killam
Town of Provost	Town of Tofield
Town of Wainwright	

Health services for the Town of Millet are provided by the Wetaskiwin Hospital and Care Centre, the Wetaskiwin Mental Health Centre, and the Wetaskiwin Health Unit. The Town also has one medical clinic. Seniors' lodges and nursing homes are located in the City of Wetaskiwin (10 minutes south of Millet on Highway 2A) and the City of Leduc (10 minutes north of Millet on Highway 2A).

Services for Seniors

The people of BRAED take the safety and comfort of aging residents seriously. Many of the region's communities have worked to retain their elder populations by establishing seniors lodges, nursing homes, drop-in centres, home-care services, assisted living facilities, life lease housing, and community housing. They are also working to preserve the history of the region through the many active museum and heritage societies in their communities.

Emergency Services (Fire and Ambulance)

All communities in the region have access to fire protection and ambulance services. Some fire services are provided by paid staff, some by volunteer departments and others are combined. Check individual communities for details.

Policing

All BRAED communities are served and protected by the Royal Canadian Mounted Police (RCMP). In addition, the Camrose Police Service covers the City of Camrose. Some communities also have by-law enforcement officers for such issues as business licenses and pet control.

Education Assets

BRAED's schools are administered through several school divisions. Except for the schools in the Town of Millet, the public schools in the central and western portion of the region are operated under the direction of the Battle River Regional Division (www.brrd.ab.ca); public schools in the eastern portion of the region are operated under the Buffalo Trail Regional District (www.btrd.ab.ca). (Millet schools are part of the Wetaskiwin Regional School Division [www.wrps.ab.ca].) The separate (Catholic) schools in the City of Camrose are part of the Elk Island Separate Regional Division (www.eics.ab.ca); separate schools throughout the rest of the region fall under the East Central Alberta Catholic School Division (<http://ecaacs16.ab.ca>).

Public Schools	Grades	Community	Division
Alliance School	1 – 3	Alliance	Battle River
Allan Johnstone	1 – 9	Hardisty	Battle River
Bashaw School	1 – 12	Bashaw	Battle River
Bawlf School	K – 12	Bawlf	Battle River
Camrose Comp. High	9 – 12	Camrose (City)	Battle River
Charlie Killam	7 – 9	Camrose (City)	Battle River
Chester Ronning	K – 6	Camrose (City)	Battle River
C.W. Sears	K – 4	Tofield	Battle River
Daysland School	K – 12	Daysland	Battle River
Dr. Folkins School	K – 12	Chauvin	Buffalo Trail
Edberg School	1 – 8	Edberg	Battle River
Edgerton School	1 – 12	Edgerton	Buffalo Trail
Forestburg School	K – 12	Forestburg	Battle River
Griffith Scott	5 – 9	Millet	Wetaskiwin
Holden School	K – 6	Holden	Battle River
Irma School	K – 12	Irma	Buffalo Trail
Jack Stuart	K – 6	Camrose (City)	Battle River

Killam Public School	K – 9	Killam	Battle River
Lougheed School	1 – 9	Lougheed	Battle River
Millet Kindergarten	K	Millet	Wetaskiwin
Millet School	1 – 4	Millet	Wetaskiwin
NorthStar Outreach	10 – 12	Tofield	Battle River
PACE Outreach	10 – 12	Camrose (City)	Battle River
Provost School	K – 12	Provost	Buffalo Trail
Rosalind School	1 – 9	Rosalind	Battle River
Ryley School	7 – 12	Ryley	Battle River
Sifton School	K – 6	Camrose (City)	Battle River
Sparling School	K – 6	Camrose (City)	Battle River
Strome School	1 – 9	Strome	Battle River
Tofield School	5 – 12	Tofield	Battle River
Viking School	K – 12	Viking	Battle River
Wainwright Elementary	K – 6	Wainwright (Town)	Buffalo Trail
Wainwright Jr.Sr. High	7 – 12	Wainwright (Town)	Buffalo Trail

Separate Schools	Grades	Community	Division
Blessed Sacrament	K – 12	Wainwright (Town)	East Central
Blessed Sacrament Outreach	10 – 12	Wainwright (Town)	East Central
St. Patrick	K – 6	Camrose (City)	Elk Island
St. Thomas Aquinas	K – 12	Provost (Town)	East Central
Our Lady of Mount Pleasant	7 – 10	Camrose (City)	Elk Island

Note: Many BRAED communities have daycares, playschools and nursery schools. Please consult the individual community listings at www.albertafirst.com for more details.

Post-secondary

BRAED benefits from the excellent variety of nearby post-secondary educational institutions. In the City of Camrose, Augustana University-College, an institution specializing in fine arts, is currently negotiating to become a satellite campus and stand-alone faculty of the University of Alberta in Edmonton. Lakeland College has campuses in Vermilion, Sherwood Park and Lloydminster. Other institutions in Edmonton include Grant MacEwan College, Newman Theological College, Edmonton Baptist Seminary, Concordia University College, Athabasca University (Edmonton Learning Centre), King's University College, and the Northern Alberta Institute of Technology. Camrose is also home to the Canadian Lutheran Bible Institute and Gardner College. Reeves College, specializing in clerical skills, is located in Lloydminster.

Recreation and Tourism

The relaxed, friendly lifestyle in BRAED's rural communities is evident in its many family-oriented tourism venues and assets. Campgrounds, golf courses and community museums are plentiful throughout the area. In addition, the region's active tourism groups promote and maintain such assets as the Trail of the Buffalo, the Waskahegan Trail, Kalyna Country Ecomuseum, The Boomtown Trail, and numerous community initiatives.

Many of BRAED's communities are members of the "Communities in Bloom" program, an initiative which promotes local beautification projects in municipalities across Canada. Parks, urban lakes, rivers, free-ranging wildlife and large flocks of birds can be found throughout the region. BRAED's residents enjoy cross-country skiing, snowmobiling, skating, rodeos, country fairs, farmers' markets, music festivals, sporting tournaments, cultural/historical sites, community theatre, birding, water sports, trail-riding, fishing, hunting and many other activities.

For further information, consult community listings and the Alberta Central Tourism Destination Region website (www.travelalbertacentral.com).

REGIONAL INFRASTRUCTURE

Air Service

Edmonton International Airport serves the region for major passenger and freight service.

A number of other, smaller airports and airstrips exist throughout the region including Camrose, Forestburg, Bashaw, Hardisty, Viking, Killam, Provost, Tofield and Wainwright. Services vary from uncontrolled landing strips operated by private clubs to small regional airports with remote lighting systems and NDB towers. Check community profiles for details.

Highways

The Highway 2 corridor, which is the province's major north-south route, is only 40 minutes west of the City of Camrose. The BRAED region has excellent rubber-tire infrastructure; well-maintained principal highways in the region include Highways 13, 14 and 26 which run east-west, and Highways 56, 36 and 41, running north-south. An extensive network of paved secondary highways connects the entire region.

Bus Service

Greyhound Bus Lines provides inter-community passenger and freight service throughout the region. Other independent services provide charter coach services as well.

Railways

The BRAED region is serviced by the Canadian Pacific Railway and the Canadian National Railway; both companies provide daily freight service and interchange is available at many points throughout the region.

Trucking/Freight Moving/Courier

Many trucking firms and courier service companies operate in the BRAED region. Consult community profiles for listings.

Telecommunications

Telus provides telephone service to all communities in Alberta. They can be contacted toll free at 310-2255.

In the spring of 2004, the government of Alberta will, through its contracted partners, complete the installation of the Alberta SuperNet. The SuperNet will provide high-speed Internet communication capability in every community in the province. Independent Internet service providers (ISPs) supply access in BRAED's communities; in addition, a number of wireless service providers are now establishing networks in the region. For details about services, please contact the individual communities.

Utilities

BRAED member municipalities are serviced by all major utilities.

Water, sewer and waste management are provided by various municipalities, municipal partnerships and private contractors. Consult individual communities for details.

Power is supplied to BRAED communities by a number of companies including Epcor Energy Services, Alberta Power Ltd., Trans Alta Utilities Corporation and Aquila.

Natural gas is provided by Atco, Northwestern Utilities Limited, and local co-ops including the South Flagstaff Gas Co-op, the Sedgewick-Killam Natural Gas System, the Natural Gas Co-op 52 Ltd., and municipalities such as the Town of Wainwright and the Village of Forestburg.

Water and Waste Water

This subject is covered in BRAED's [Water Resources](#) report.

KEY CONTACTS

Many of the region's communities have chambers of commerce, economic development boards and other resources to assist business developers and investors. A comprehensive regional business directory can be found on the BRAED website.

Contact the BRAED manager for local further information or visit the individual community listings at www.albertafirst.com.

Business Development and Investment

Battle River Alliance for Economic Development
C/o Alberta Economic Development
5005 – 49 Street, Camrose T4N 1N5
Tel (780) 679-1235
Fax (780) 679-1250
Allan Walkey, BRAED Manager
E-mail: al.walkey@gov.ab.ca
Dale Beddoes, Client Service Representative
E-mail: dale.beddoes@gov.ab.ca

Federal and Provincial Representatives

Members of Parliament:

Leon Benoit, MP (PC)
Lakeland Constituency
Room 613, Justice Building
111 Wellington
Ottawa, Ontario K1A 0A6
Tel (613) 992-4171
Fax (780) 763-6132
E-mail: benoit1@parl.gc.ca

Constituency Office
P.O. Box 300
Mannville, Alberta T0B 2W0
Tel (780) 763-6130 or 1-800-463-1194
Fax (613) 996-9011
E-mail: benoit1@parl.gc.ca

Dale Johnston, MP (PC)
Wetaskiwin Constituency
House of Commons
Ottawa, Ontario K1A 0A6
Tel (613) 995-8886
Fax (613) 996-9860
E-mail: johnston.d@parl.gc.ca

Constituency Office
#6, 4612 – 50th Street
Ponoka, Alberta T4J 1S7
Tel (403) 783-5530 or 1-800-665-0865
Fax (403) 783-5532
E-mail: johnston.d@parl.gc.ca

Kevin Sorenson, MP (CA)
Crowfoot Constituency
House of Commons
Ottawa, Ontario K1A 0A6
Tel (613) 947-4608
Fax (613) 947-4611
E-mail: sorenson.k@parl.gc.ca

Constituency Office
4945 – 50 Street
Camrose, Alberta T4V 1P9
Tel (780) 608-4600 or 1-800-665-4358
Fax (780) 608-4603
E-mail: mpsorens@telusplanet.net

Members of the Legislative Assembly:

Doug Griffiths, MLA (PC)
Wainwright Constituency
336 Legislature Annex
9718 – 107 Street
Edmonton, Alberta T5K 1E4
Tel (780) 427-3020
Fax (780) 427-1320

Constituency Office
#201, 1006 – 4 Avenue
Wainwright, Alberta T9W 1P9
Tel (780) 842-6177
Fax (780) 842-3171
E-mail: wainwright@assembly.ab.ca

LeRoy Johnson, MLA (PC)
Wetaskiwin-Camrose Constituency
607 Legislature Annex
9718 – 107 Street
Edmonton, Alberta T5K 1E4
Tel (780) 415-0977
Fax (780) 415-0951

Constituency Office
4870 – 51 Street
Camrose, Alberta T4V 1S1
Tel (780) 672-0000
Fax (780) 672-6945
E-mail: wetaskiwin.camrose@assembly.ab.ca

Halvar Jonson, MLA (PC)
Ponoka-Rimby Constituency
228 Legislature Annex
10800 – 97 Avenue
Edmonton, Alberta T5K 2B6
Tel (780) 427-2585
Fax (780) 422-9023

Constituency Office
5204 – 50 Street
Ponoka, Alberta T4J 1R5
Tel (403) 783-2950
Fax (403) 783-8440
E-mail: ponoka.rimbey@assembly.ab.ca

Hon. Ed Stelmach, MLA (PC)
Minister of Transportation
Vegreville-Viking Constituency
320 Legislature Building
10800 – 97 Avenue
Edmonton, Alberta T5K 2B6
Tel (780) 415-9390
Fax (780) 415-9412

Minister of Transportation
Constituency Office
P.O. Box 451
Vegreville, Alberta T9C 1R6
Tel (780) 632-6840
Fax (780) 632-6888
E-mail:
vegreville.viking@assembly.ab.ca